

RAMSET AUTOMATIC GATE SYSTEMS INC.

Ramset has been delivering quality and value since 1994

Ramset manufactures the most durable and reliable gate openers in the industry. We also provide an extensive line of accessories and quality hardware.

Our gate openers are designed to provide safe, efficient, and reliable operation for years to come. The sleek, modern design combined with a full line of accessories and the security of a ten year industry leading warranty makes Ramset the most attractive and versatile gate openers in their class.

Ramset has built a reputation for designing and building the finest gate openers in the industry. A combination of intelligent design and durable construction have allowed us to provide our customers with the most powerful operators available on the market without sacrificing efficiency or our whisper quiet performance.


When you consider the advantage of buying from a company that prides itself on having the highest standards of customer service and technical support; Ramset is the obvious choice for those who want to maximize value without sacrificing quality.



 Easy Installation

 Heavy Duty

 Reliable

 Low Maintenance



OPTIONAL ACCESSORIES



RPI
(Ramset Power Inverter)
Maintains power to your operator and accessories when the main power is lost. 750W output.



RLD-24
Loop Detector
A safety device that stops the gate from closing on a vehicle.



Key Switch Box
Suitable for use on entry doors where access is restricted by a key.



RAMSET
Fire Box
Allows the fire department to open your gate in the case of an emergency.




BBS-Battery
Back-Up System
1000 lb capacity. Opens the gate when power is lost.

10-Year Warranty
Residential

7-Year Warranty
Commercial

DISTRIBUTED BY:





RAM 2000

Commercial
Industrial

RAM 2100

Commercial
Industrial



RAM 2200

Commercial
Industrial




SPECIFICATIONS:

RAM 2000 MAXIMUM GATE SIZE & WEIGHT: 20' @ 350 lbs.
RAM 2100 MAXIMUM GATE SIZE & WEIGHT: 20' @ 450 lbs.
GATE TRAVELING SPEED: Approx. 90° opening in 14 sec.
CYCLES: Continuous. SHIPPING WEIGHT: 135 lbs.
OPERATING TEMPERATURE: -10° F to 160° F

**RAM 2000
RAM 2100**

Commercial / Industrial



Electric Motor:

1/2 Hp, 115 VAC. 4.5 amp (2000)
3/4 Hp, 115 VAC. 8.5 amp (2100)
50/60Hz, continuous duty with high speed ball bearings and resettable overload button.

Heavy Duty Worm Gear:

Lubricated in an oil bath for smooth and quiet operation.

Limit Switches:

Mechanical adjustment for accurate gate stop settings.

Finish:

Gold/Zinc plated to inhibit corrosion.

Cover:

High-impact resistant charcoal gray polyethylene.

Dimensions:


H: 10" L: 143" W: 13"

SPECIFICATIONS:

MAXIMUM GATE SIZE & WEIGHT: 20' @ 550 lbs.
GATE TRAVELING SPEED: Approx. 90° opening in 14 sec.
CYCLES: Continuous. SHIPPING WEIGHT: 135 lbs.
OPERATING TEMPERATURE: -10° F to 160° F

RAM 2200

Commercial / Industrial



Electric Motor:

1 Hp, 230 VAC. 4.5 amp 50/60Hz, continuous duty with high speed ball bearings and resettable overload button.

Heavy Duty Worm Gear:

Lubricated in an oil bath for smooth and quiet operation.

Limit Switches:

Mechanical adjustment for accurate gate stop settings.

Finish:

Gold/Zinc plated to inhibit corrosion.

Cover:

High-impact resistant charcoal gray polyethylene.

Dimensions:


H: 10" L: 143" W: 13"

RAMSET "Intelligate" Control Board

UL 325 2016 Edition 6

The Intelligate control board is the most advanced gate controller in the industry, putting Ramset ahead of the competition when it comes to reliability and number of features. It is controlled by a programmable microprocessor that reads and precisely executes all functions of the control board. Some of the features of the control board:

- * Automatic close timer
- * Pre warning alarm relays
- * Constant warning alarm relays
- * Manual or self adjusting ERD
- * Dual gate communication capability
- * Secure close
- * Anti-tailgating/One pass system
- * Radio cycle (open, stop & close)
- * Open & close delays
- * Indicator lights for easy troubleshooting
- * Plug in loop detectors
- * Left/Right installation switch



Emergency Release



Dimensions

