



# RAMLOCK

By Ramset

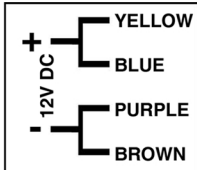
## Specifications:

Force: 1200 lbs.

Current Draw: @ 12VDC - 500mA

@ 24VDC - 250mA

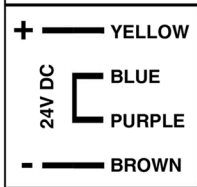
Dimensions: 8" x 2 1/2" x 1 1/8"



## WIRING DIAGRAM

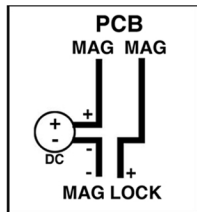
12VDC

1. Blue & Yellow wires connect to +24VDC (positive)
2. Purple & Brown wires connect to -24VDC (negative)



24VDC

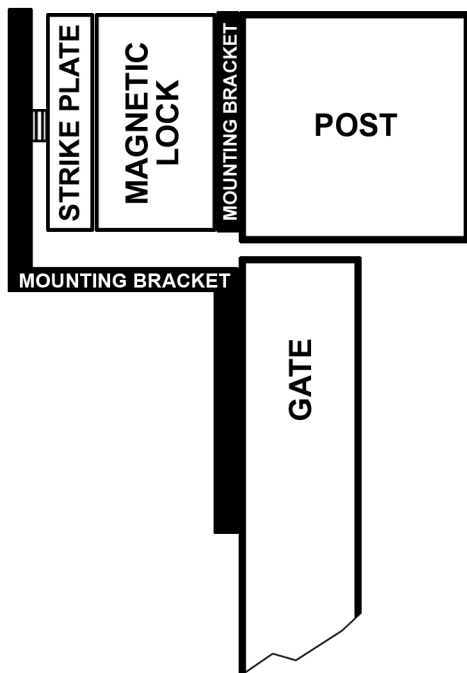
1. Short the blue & purple wire together.
2. Yellow wire connects to +24VDC (positive)
3. Brown wire connects to -24VDC (negative)



## WIRING WITH A TRANSFORMER & PCB WITH A RELAY OUTPUT

1. XFMR + (positive) to PCB common
2. XFMR - (negative) to Mag Lock - (negative)
3. Mag Lock + (positive) to PCB N.O. (normally open)

## SWING GATE MOUNTING DIAGRAM (GATE CLOSED)



## BRACKET MOUNTING DIAGRAM

